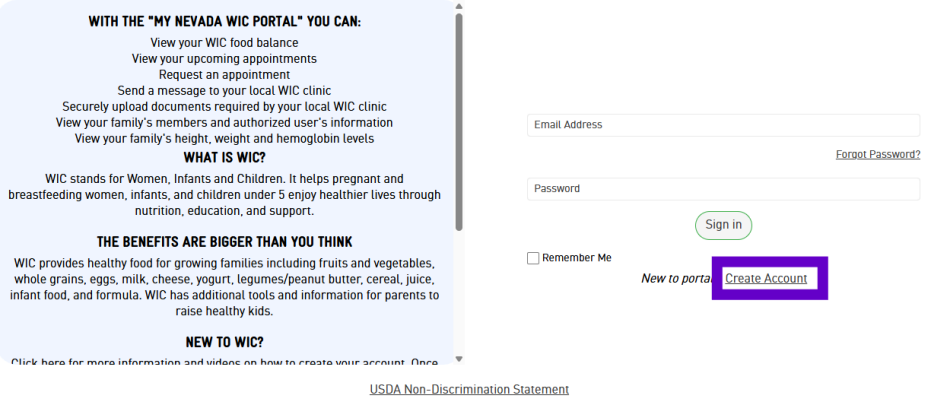




Scan QR Code for
step-by-step video

MyNevadaWIC Portal

Existing Member Sign Up

INSTRUCTIONS	
1	<p>Select "Create Account"</p> <div style="border: 1px solid #ccc; padding: 10px; margin: 10px 0;"> <p style="text-align: center;">WITH THE "MY NEVADA WIC PORTAL" YOU CAN:</p> <ul style="list-style-type: none"> View your WIC food balance View your upcoming appointments Request an appointment Send a message to your local WIC clinic Securely upload documents required by your local WIC clinic View your family's members and authorized user's information View your family's height, weight and hemoglobin levels <p style="text-align: center;">WHAT IS WIC?</p> <p>WIC stands for Women, Infants and Children. It helps pregnant and breastfeeding women, infants, and children under 5 enjoy healthier lives through nutrition, education, and support.</p> <p style="text-align: center;">THE BENEFITS ARE BIGGER THAN YOU THINK</p> <p>WIC provides healthy food for growing families including fruits and vegetables, whole grains, eggs, milk, cheese, yogurt, legumes/peanut butter, cereal, juice, infant food, and formula. WIC has additional tools and information for parents to raise healthy kids.</p> <p style="text-align: center;">NEW TO WIC?</p> <p style="text-align: center;"><small>Click here for more information and videos on how to create your account. Once</small></p> </div> 
2	<p>Select "Yes" when asked if "you or a member of your family are currently receiving WIC benefits in Nevada?"</p>
3	<p>Select "Yes" when asked if you live in Nevada</p>
4	<p>Enter the caregiver/self-information associated with the NV WIC account</p> <ol style="list-style-type: none"> Please make sure you enter the <u>correct email you have on file with NV WIC</u>. Contact your clinic to confirm, if you are unsure. You must have access to this email to complete your registration. Enter either your Family ID <u>OR</u> WIC card number (last 10 digits)
5	<p>Select "Done," you'll see the following screen, letting you know the "Registration Invite" was sent to your email.</p> <div style="border: 1px solid #ccc; padding: 10px; margin: 10px 0;"> <p style="text-align: center;">ACCOUNT STATUS</p> <p style="text-align: center; background-color: #e0f2f1; padding: 5px;">Registration invite sent successfully.</p> <p style="text-align: center;">OK</p> </div>
6	<p>Check your email inbox.</p> <ul style="list-style-type: none"> You should receive an email as shown here. Check spam/junk folder <div style="border: 1px solid #ccc; padding: 10px; margin: 10px 0;"> <p style="text-align: center;">wic@cdpehs.com Date: 02-05-2025 11:43:36</p> <hr/> <p>Subject: Invitation to Register</p> <hr/> <p>Hello, Please complete your registration to access the Participant Portal Please click on the link below to proceed https://mpscuatnv.cdpehs.com/Portal/Invite/f9315496-7448-4c2b-9e77-d330feb9125 Here is the code 3877 to complete the registration.</p> <p style="text-align: center;">You will have 24 hours to complete the registration</p> </div>

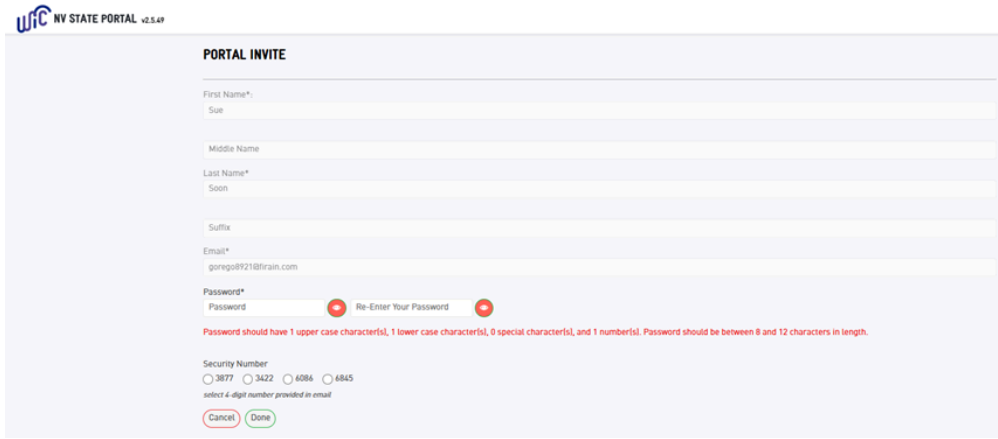
MyNevadaWIC Portal

Existing Member Sign Up

INSTRUCTIONS

7 Select the link shown on the email

- Make note of the **four-digit** code listed on the email because you will select that as the security number shown below.



PORTAL INVITE

First Name*
Sue

Middle Name

Last Name*
Soon

Suffix

Email*
gorego921@ftrain.com

Password*
Password + Re-Enter Your Password +

Password should have 1 upper case character(s), 1 lower case character(s), 0 special character(s), and 1 number(s). Password should be between 8 and 12 characters in length.

Security Number
 3877 3422 4086 6845
select 4 digit number provided in email

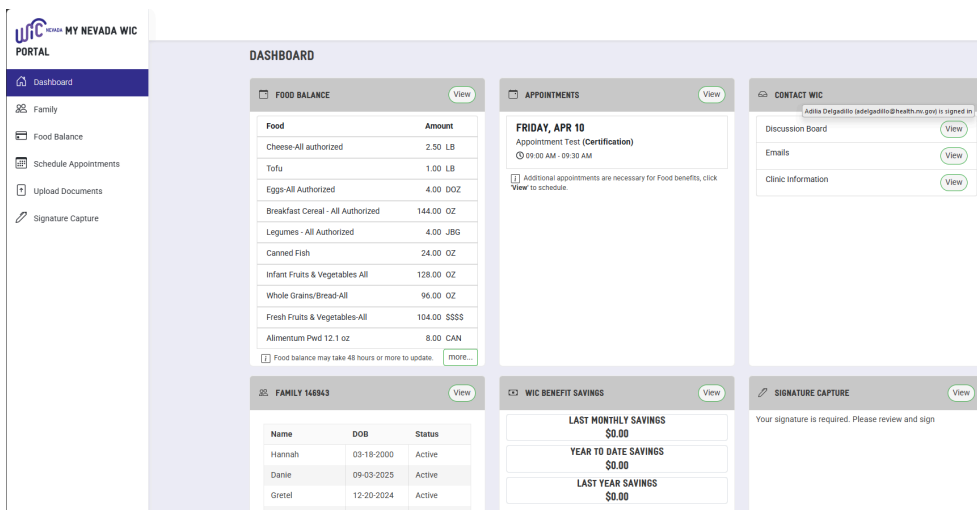
Cancel Done

7

8 Create a password (this will be used to log into your Participant Portal account) and enter the security number you received via email on this page.

9 Select "Done"

Once the account is successfully created you can log into your Participant Portal Account using the email and password that were used on the previous steps. Once you log in, you will be taken to the Participant Portal **"Dashboard"**:



MY NEVADA WIC PORTAL

- Dashboard
- Family
- Food Balance
- Schedule Appointments
- Upload Documents
- Signature Capture

DASHBOARD

FOOD BALANCE View

Food	Amount
Cheese-All authorized	2.50 LB
Tofu	1.00 LB
Eggs-All Authorized	4.00 DOZ
Breakfast Cereal - All Authorized	144.00 OZ
Legumes - All Authorized	4.00 JBG
Canned Fish	24.00 OZ
Infant Fruits & Vegetables All	128.00 OZ
Whole Grains/Bread-All	96.00 OZ
Fresh Fruits & Vegetables-All	104.00 SSSS
Allermentum Pwd 12.1 oz	8.00 CAN

Food balance may take 48 hours or more to update. [more...](#)

APPOINTMENTS View

FRIDAY, APR 10
Appointment Test (Certification)
09:00 AM - 09:30 AM

Additional appointments are necessary for Food benefits, click [View](#) to schedule.

CONTACT WIC
Adria Delgado (adelgado@health.nv.gov) is signed in

- Discussion Board View
- Emails View
- Clinic Information View

FAMILY 146943 View

Name	DOB	Status
Hannah	03-18-2000	Active
Danie	09-03-2025	Active
Gretel	12-20-2024	Active

WIC BENEFIT SAVINGS View

LAST MONTHLY SAVINGS	\$0.00
YEAR TO DATE SAVINGS	\$0.00
LAST YEAR SAVINGS	\$0.00

SIGNATURE CAPTURE View

Your signature is required. Please review and sign.

10

MyNevadaWIC Portal

Existing Member Sign Up

AT A GLANCE:

Using your NV WIC Participant Portal you can:

- View your Food Balance for current and future months
- View your WIC EBT card number
- Request appointments
- View your clinic's contact information.

To view Food Balance:

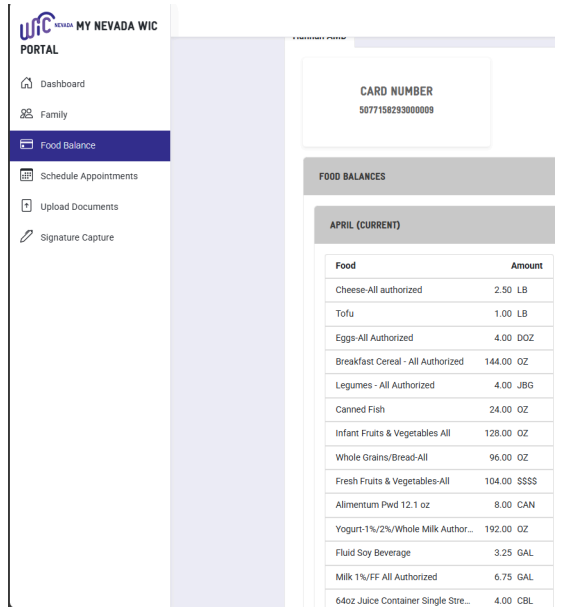
- Select **"View"** in the **"Food Balance"** Section of the Dashboard

To view your Clinic's Information:

- Select **"View"** next to clinic information under the **"Contact WIC"** section of the dashboard

To request an appointment:

- Select **"View"** on the **"Appointments"** section of the **"Dashboard"**
- Select **"Let's get Started!"** under the **"Request A WIC Appointment"** to request a WIC appointment.
 - Select at least 2 to 3 time slots
- Select **"Save"** to submit your appointment request.
 - Your WIC Clinic will contact you within 48 business hours to schedule your appointment.



WIC NEVADA MY NEVADA WIC PORTAL

- Dashboard
- Family
- Food Balance**
- Schedule Appointments
- Upload Documents
- Signature Capture

CARD NUMBER
507715823000009

FOOD BALANCES

APRIL (CURRENT)

Food	Amount
Cheese-All authorized	2.50 LB
Tofu	1.00 LB
Eggs-All Authorized	4.00 DOZ
Breakfast Cereal - All Authorized	144.00 OZ
Legumes - All Authorized	4.00 JBG
Canned Fish	24.00 OZ
Infant Fruits & Vegetables All	128.00 OZ
Whole Grains/Bread-All	96.00 OZ
Fresh Fruits & Vegetables-All	104.00 SSSS
Allimentum Pwd 12.1 oz	8.00 CAN
Yogurt-1%/2%/Whole Milk Author...	192.00 OZ
Fluid Soy Beverage	3.25 GAL
Milk 1%/FF All Authorized	6.75 GAL
64oz Juice Container Single Stre...	4.00 CBL



WIC NEVADA MY NEVADA WIC PORTAL

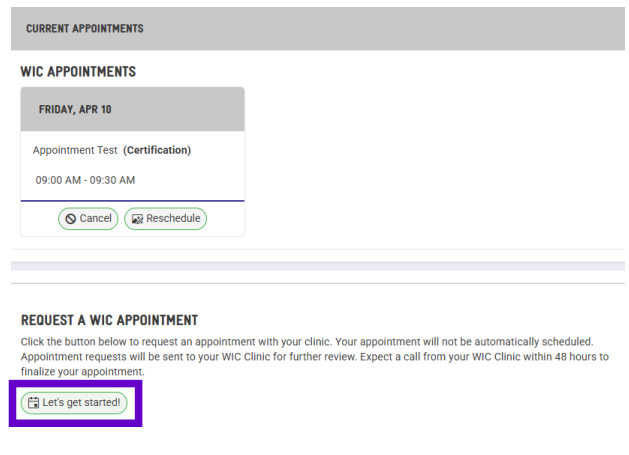
- Dashboard
- Family
- Food Balance
- Schedule Appointments
- Upload Documents
- Signature Capture

CLINIC INFORMATION

Clinic Name: Catholic Charities- Owens WIC Clinic

Clinic Address: 1511 N. Las Vegas Blvd.
Las Vegas, NV 89101
Clark

Clinic Phone Number: 1 (702) 366-2069



CURRENT APPOINTMENTS

WIC APPOINTMENTS

FRIDAY, APR 10

Appointment Test (Certification)

09:00 AM - 09:30 AM

REQUEST A WIC APPOINTMENT

Click the button below to request an appointment with your clinic. Your appointment will not be automatically scheduled. Appointment requests will be sent to your WIC Clinic for further review. Expect a call from your WIC Clinic within 48 hours to finalize your appointment.