My Nevada WIC Portal Appointment Request Process

My Nevada WIC Portal allows new and existing WIC Participants to send appointment requests to their local WIC Clinics! After creating your account, follow these steps to request an appointment:

1. Log into your My Nevada WIC Portal account by entering the email address and password used to create your account

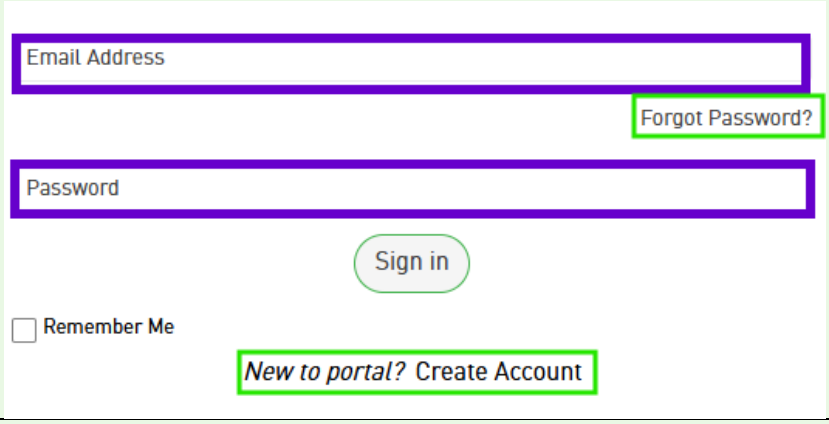

Note: If no account has been created, select "**Create Account**" and complete the registration process. If you can't remember your password or your account is locked, select "**Forgot Password**"

2. Select "**View**" on the "**Appointments**" section of the Dashboard

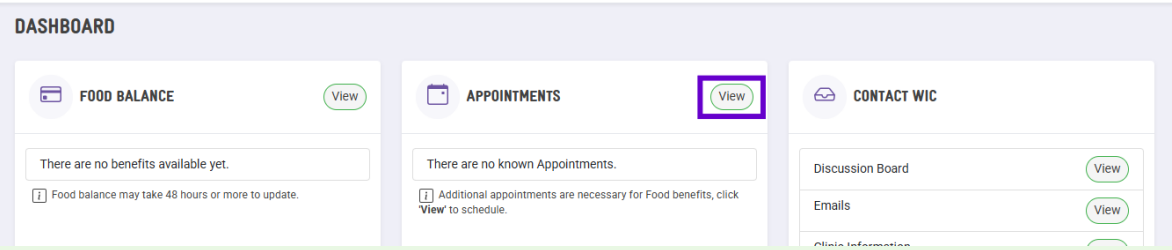

3. Select "**Request Appointment**"

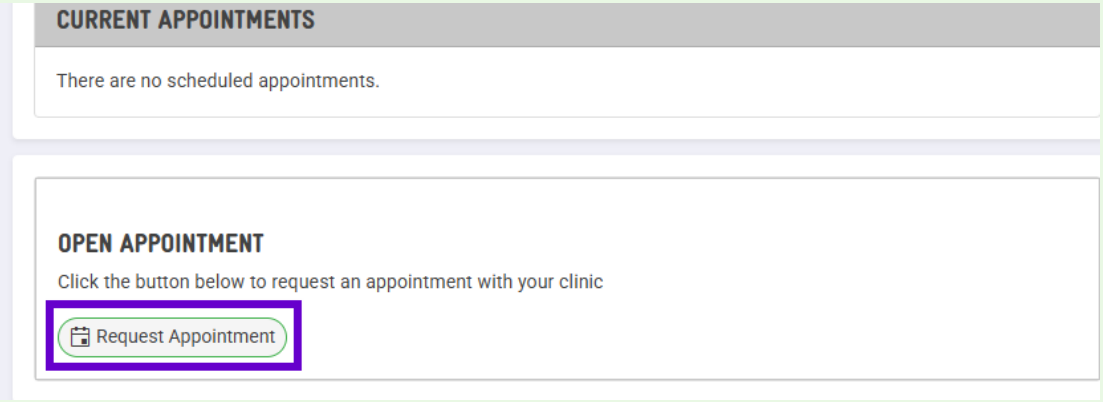

4. Enter a note to let the clinic know why an appointment is needed

   Note: A note is not required but will help your WIC Clinic when they contact you to make your appointment.

5. Select 2 to 3 desired times and dates for appointments (You must select at least 2 appointments to send your request)
6. Verify or edit your requested appointments as needed. Select "**Remove**" if the date/time is incorrect
7. Select "**Save**"

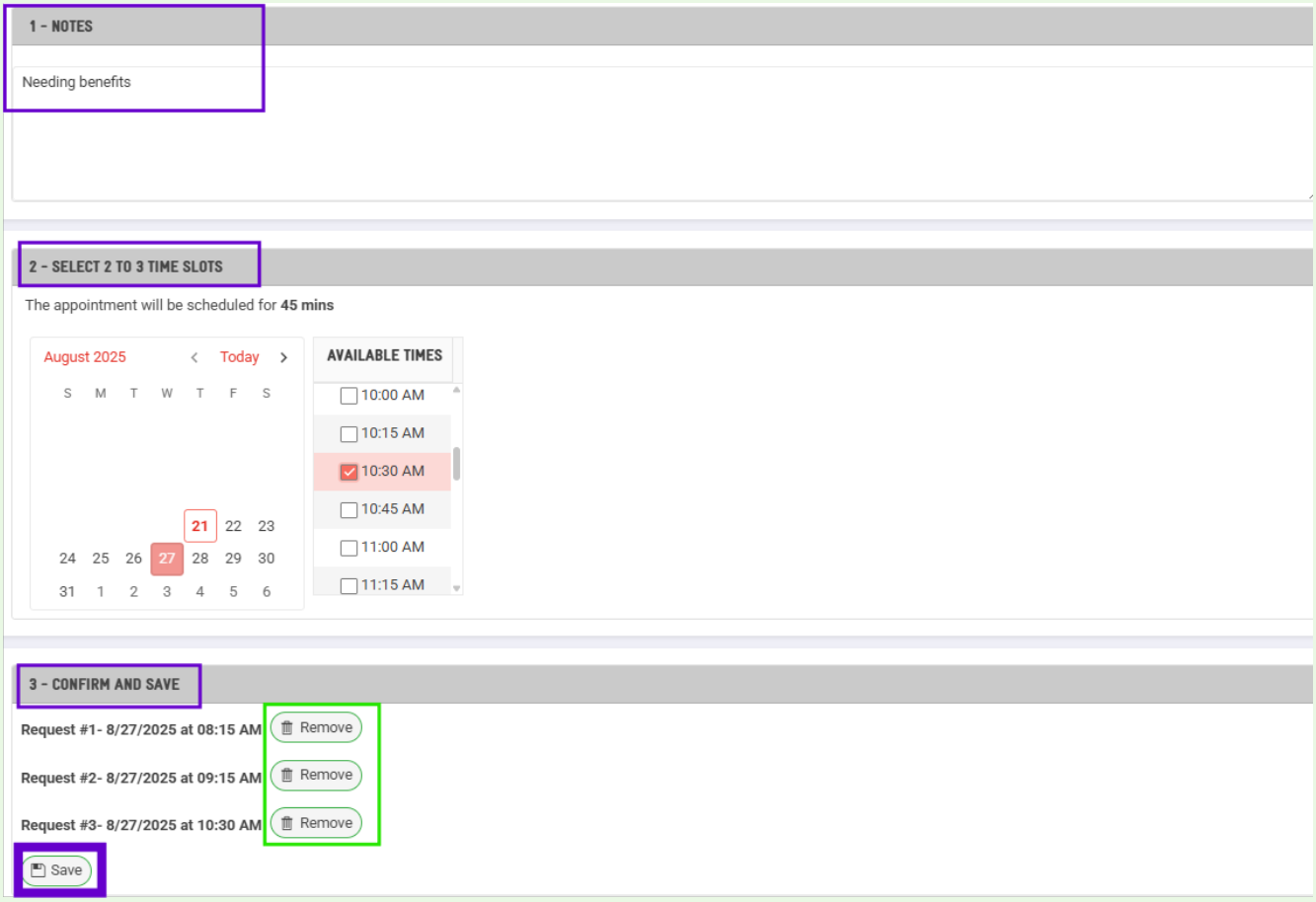

8. Once "**Save**" is selected, an appointment request will be sent to your WIC Clinic. Your WIC Clinic will contact you within 48 hours to schedule the appointment.

   Note: "**Requested times**" may not be available. Your WIC Clinic will provide an alternate time when contacting you about your appointment.

NEVADA DIVISION of PUBLIC and BEHAVIORAL HEALTH

WIC NEVADA

This institution is an equal opportunity provider.